






A Polishers Handbook by: Neil J Ellis

A Polishers Handbook was originally written for use by students at the Central Vic School of Woodcrafts, this concise handbook of finishing and finishes is designed to be used in the workshop and not left on a shelf in the living-room or study.

The book is spring bound to enable it stay open at the page you are using as a reference whilst you work. The plastic cover will protect the exterior from stains and the inevitable spills whilst the book is in use. Wide margins and blank pages are left for including your own notes, recipes, etc.

The current edition includes comprehensive sections on:

-  French polishing (on new & restored work)
-  Staining & Dying (using both old and new methods as well as chemicals)
-  Glues (includes hide glue and how to make a glue-pot)
-  Other finishes (including: nitro-cellulose, oil, wax, polyurethane, etc)
-  Decorative finishes. Incl: gesso effects, marbling, gilding, scumbling, decorative finishes for woodturners, & more

NEW SECTIONS

- ◆ FIRE AND WEATHER WORN EFFECTS ◆
- ◆ FOR WOODTURNERS (Sanding techniques, including: wet sanding and rotary sander. Finishes including: Danish Oil, Organ Oil, and Cynocrylate. Much more.) ◆
- ◆ OTHERS HAVE THEIR SAY (A few Questions and Answers from the Finishing Forum of Woodwork Forums) ◆

Also contains sections on:

- ◆ Abrasives ◆ Numerous recipes ◆ Experiments to try ◆
- ◆ Suppliers List and much more ◆

NOW WITH OVER 200 PAGES

- ◆ Expanded Suppliers List (now with over 65 suppliers) ◆
- ◆ Full information on using 'u Beaut Polishes products ◆
- ◆ New graphics ◆ Jokes ◆ Quotes ◆ Comics ◆ Words of Wisdom ◆

REVIEW (*Australian Woodworker Magazine Jan/Feb '96*)

AUSTRALIAN POLISHER'S GUIDE

Neil J. Ellis is founder and principle tutor at the Central Victorian School of Woodcrafts. He is also the inventor of the products for turners called Shellawax, Polish Reviver, Woodturners Wax Stick and Traditional Wax, marketed under the umbrella of 'u Beaut Polishes.

In A Polishers Handbook Neil has combined and expanded upon the course notes of the polishing, restoration and decorative finishing classes offered at the Central Victorian School of Woodcrafts. The publication offers the reader the combined knowledge of many years' experience of the tutors at the school. In the author's own words, A Polishers Handbook is intended to give the reader a better understanding of finishes without bogging down with a lot of theory and irrelevant bulldust, to give the confidence to use fine finishes the reader may not have been able to master in the past, to introduce some new and exciting finishes and to give enough enthusiasm for the reader to not to only try them, but also have a go at experimenting with new styles.

The book deals with stripping the old finish, cleaning up the stripper, preparing the wood, dressing it, removing blemishes such as dents and staining, French polishing, the use and advantages of hide glue, some common errors in restoration, abrasives, stains, dyes, lacquer, polyurethane, oil and wax finishes, revivers, marbling, gilding and textured finishes with gesso and scumbling.

Full of information, A Polishers Handbook is very enjoyable to read on account of its overall casual tone, occasional touch of humour and short concise style. It is an ideal beginner's guide as well as a relevant Australian guide to finishes and finishing products.

A MUST FOR ALL WOODWORKERS & ANYONE CONTEMPLATING FURNITURE RESTORATION

LIKE ALL U-BEAUT PRODUCTS THERE'S A GIMMICK..... IT'S BRILLIANT & IT WORKS!